

















SOUTHERN SEED PLANT-A-GRAM

COOL SEASON COLLECTION

RAISED BED GARDENING

<p>French Breakfast Radish</p>  <p>x12</p>	<p>Buttercrunch Lettuce</p>  <p>x4</p>	<p>Rouge d'Hiver Lettuce</p>  <p>x4</p>	<p>Chioggia Beets</p>  <p>x6</p>
<p>Bloomsdale Spinach</p>  <p>x8</p>	<p>Lacinato Kale</p>  <p>x4</p>	<p>Laxton's Progress #9 Pea</p>  <p>x2</p>	<p>Golden Acre Cabbage</p>  <p>x2</p>
<p>Bloomsdale Spinach</p>  <p>x8</p>	<p>Laxton's Progress #9 Pea</p>  <p>x2</p>	<p>Lacinato Kale</p>  <p>x4</p>	<p>Parade Bunching Onion</p>  <p>x12</p>
<p>Chantenay Carrot</p>  <p>x12</p>	<p>Calabrese Broccoli</p>  <p>x3</p>	<p>Calabrese Broccoli</p>  <p>x3</p>	<p>Chantenay Carrot</p>  <p>x12</p>

GUIDE TO POSITIONING PLANTS IN YOUR PLOTS

1 plant – center the plant in the allotted space **2 plants** – arrange plants on the diagonal, in opposite corners of the block **3 plants** – arrange the plants in a triangle pattern **4 plants** – arrange plants in all four corners of the block **6 plants** – arrange plants in 2 rows of 3 or in the four corners plus 2 in the middle