














CANNING GARDEN PLANT-A-GRAM

RAISED BED GARDENING

<p>Nantes Scarlet Half Long Carrots</p>  <p>x8</p>	<p>Nantes Scarlet Half Long Carrots</p>  <p>x8</p>	<p>Mammoth Red Rock Cabbage</p>  <p>x1</p>	<p>Summer Squash Early Prolific Straightneck</p>  <p>x1</p>
<p>Southport White Globe Onion</p>  <p>x8</p>	<p>Brandywine Tomato</p>  <p>x1</p>	<p>Long Green Improved Cucumber</p>  <p>x1</p>	<p>Bountiful Bush Bean</p>  <p>x4</p>
<p>Bullnose Sweet Pepper</p>  <p>x1</p>	<p>San Marzano Plum Tomato</p>  <p>x1</p>	<p>Long Green Improved Cucumber</p>  <p>x1</p>	<p>Bountiful Bush Bean</p>  <p>x4</p>
<p>Sugar Baby Watermelon</p>  <p>x1</p>	<p>Dukat Dill</p>  <p>x3</p>	<p>Detroit Dark Red Beets</p>  <p>x8</p>	<p>Detroit Dark Red Beets</p>  <p>x8</p>

GUIDE TO POSITIONING PLANTS IN YOUR PLOTS

1 plant – center the plant in the allotted space **2 plants** – arrange plants on the diagonal, in opposite corners of the block **3 plants** – arrange the plants in a triangle pattern **4 plants** – arrange plants in all four corners of the block **6 plants** – arrange plants in 2 rows of 3 or in the four corners plus 2 in the middle