


















TOMATO GARDEN PLANT-A-GRAM

MEDIUM VEG TRUG

<p>Golden Baby Belle Sweet Pepper</p> <p>x1</p>  <p>Jalapeno Pepper</p> <p>x1</p> 	<p>Lizzano Hybrid Cherry Tomato</p>  <p>x1</p>	<p>Greek Oregano</p> <p>x1</p>  <p>Italian Flat Leaf Parsley</p> <p>x2</p> 	<p>Orange Pixie Large Cherry Tomato</p>  <p>x1</p>	<p>Fino Verde Basil</p> <p>x2</p>  <p>Lime Basil</p> <p>x2</p> 	<p>Bush Big Boy Hybrid Tomato</p>  <p>x1</p>
<p>BushSteak Hybrid Tomato</p>  <p>x1</p>	<p>Sweet Basil</p>  <p>x3</p>	<p>Bush Early Girl Hybrid Tomato</p>  <p>x1</p>	<p>French Thyme</p> <p>x1</p>  <p>Lemon Thyme</p> <p>x1</p> 	<p>Roma Paste Tomato</p>  <p>x1</p>	<p>Prostrate Rosemary</p> <p>x1</p>  <p>Italian Flat Leaf Parsley</p> <p>x2</p> 

GUIDE TO POSITIONING PLANTS IN YOUR PLOTS

1 plant – center the plant in the allotted space **2 plants** – arrange plants on the diagonal, in opposite corners of the block **3 plants** – arrange the plants in a triangle pattern **4 plants** – arrange plants in all four corners of the block **6 plants** – arrange plants in 2 rows of 3 or in the four corners plus 2 in the middle

GARDEN NOTES

Tomatoes grown in VegTrugs require more breathing room and water than other gardens. We eliminated the middle 6" planting area found in the other VegTrug Plant-a-Grams and increased the width of each 1' bed by 3". Prostrate Rosemary goes on edge of trug, parsley on the inside. Same with Greek oregano – outer edge, parsley inside the square. Companion plants added to tomato selections for culinary diversity and to provide air circulation.